


# OD 4800

**with Binding Modules**

(see on reverse side)

Add any of 4 Interchangeable Binding Models for Flexible Space Saving Punch and Bind Combinations.




**E-Z Change Die System**

## A4 OPEN END MANUAL PUNCH

### FEATURES

(See Specifications on Back)

- ✓ **Another Industry First From PDI.** A Manual Punch With Interchangeable Dies.
- ✓ All Dies for the OD 4800 Feature Our Ingenious Patented Swing Away Die Pin Retainer System. Allows Quick Access to all Die Punch Pins while Holding them Firmly in Place. Easily Disengage Any Die Punch Pin.
- ✓ The OD 4800 Features Our Ergonomically Designed "Easy Pull" Handle That Reduces Fatigue on Longer Punching Jobs.
- ✓ Uses A4 Size Dies With Open Sides for Wider Sheet Punching Capability.
- ✓ Easy "Paper to Pin" Sight Alignment, For Balanced Hole to Edge Margins on Odd-Sized Applications.
- ✓ 12 Standard Interchangeable Die Patterns Available (Each Die is Priced Separately)
  - Combs
  - Wire Loop
  - Plastic Coils
  - Velo Bind™ GBC
  - 3 Hole Loose Leaf
  - Offset Duplicator Press Plates/Clean-up Sheets
- ✓ Die Removes With No Tools Required, Nothing to Take Apart.
- ✓ Punching Capacity Rated up to 12 Sheets of 80gsm Bond. The Number of Sheets Depends on the Paper Weight and Punch Pattern Used.



### THE ULTIMATE IN:


**Quality Paper Punching and Book Binding Equipment at Affordable Prices**

[www.RHIN-O-TUFF.com](http://www.RHIN-O-TUFF.com)

# OD4800 & BINDING MODULE SPECIFICATIONS

MACHINES	ELECTRICAL REQUIREMENTS			WEIGHT		DIMENSIONS		
OD 4800	VOLTS AC	AMPS	Hz	MACHINE	SHIPPING	HEIGHT	WIDTH	DEPTH
	NA	NA	NA	18.2 Kg 40 lbs.	21 Kg 46 lbs.	229 mm 9"	553 mm 21-3/4"	582 mm 19-3/4"
INSERT-A-BIND WIRE INSERTER/CLOSER Available in 2 - 1 and 3 - 1 Pitch	NA	NA	NA	13.7 Kg 30 lbs.	16 Kg 35 lbs.	305 mm 12"	560 mm 22"	305 mm 12"
WIRE CLOSER: OD 4200	NA	NA	NA	4.6 Kg 10 lbs.	6 Kg 13 lbs.	127 mm 5"	483 mm 19"	140 mm 5-1/2"
COIL INSERTER: OD 4300	230 115	0.9 1	50 60	7.7 Kg 17 lbs.	9 Kg 20 lbs.	153 mm 6"	216 mm 8-1/2"	178 mm 7"
COMB OPENER: OD 4400	NA	NA	NA	7.7 Kg 17 lbs.	9 Kg 20 lbs.	153 mm 6"	394 mm 15-1/2"	178 mm 7"

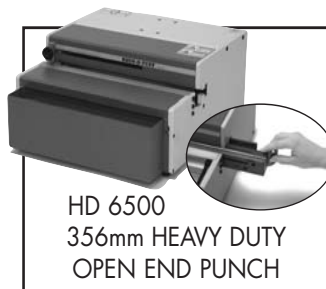
**12 Standard Punch Die Patterns Available. All Other Patterns Available Upon Request.**



APES 14 AUTOMATIC  
PAPER EJECTOR & STACKER



HD 7700-H  
HORIZONTAL PUNCH



HD 6500  
356mm HEAVY DUTY  
OPEN END PUNCH



HD 7500 610mm PUNCH  
with the large document  
support table



HD 4171  
Shown  
mounted on  
an HD  
4170  
machine



OD 4000 A4 OPEN END  
ELECTRIC PUNCH  
shown with coil inserter and  
wire closer modules



PC 2000  
MANUAL PUNCH AND  
COIL INSERTER



The HD 8370 Shown with  
the HD 7700 356mm  
OPEN END  
PUNCH



HD 4170  
RHINO-ROLL  
HEAVY DUTY COIL INSERTER



HD 7000  
356mm HEAVY DUTY  
DELUXE OPEN END PUNCH



HC 8024  
610mm WIRE  
CLOSER




THE  
HD 4270



HC 8318  
457mm WIRE  
INSERTER CLOSER



OD 4012  
A4 ELECTRIC PUNCH




PAL-14  
MODULAR  
PIKS-A-LIFT




THE  
HD 4470  
COMB  
OPENER  
MODULE



OD 4800  
A4 OPEN END  
MANUAL PUNCH



OD 3500 COMBO  
BINDING STATION  
shown with comb opener and  
coil inserter modules attached.



COMBO BINDING MODULES

HC 8200/8300  
356mm SEMI-AUTOMATIC  
WIRE  
INSERTER/CLOSER

OD 4200

OD 4400

OD 4300



HC 8000  
356mm  
WIRE  
CLOSER

CALL **1-800-390-5782** FOR A DEALER NEAR YOU