

# EBA 4850

max.  
**80**  
mm

**Powerful guillotine with electro-mechanical blade drive, automatic clamp and EASY-CUT.**

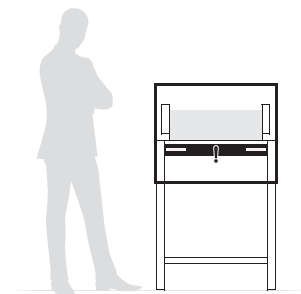
← **47 cm** →

Cutting length	475 mm
Cutting height	80 mm
Narrow cut	30 mm
Table depth	458 mm



## Technical specifications

<b>Power</b>	230 V / 50 Hz / 1~
<b>Capacity</b>	1.1 kW blade drive 0.32 kW clamp drive



<b>Dimensions</b>	1296 x 762 x 1053 mm (H x W x D) width with side tables 1349 mm
<b>Weight</b>	225 kg without side tables 234 kg with side tables

## Product characteristics

Equipped with the new, patented EASY-CUT blade activating bars for convenient and safe cutting. The ergonomic working height of 94 cm guarantees effortless, fatigue-free operation. Comprehensive SCS safety package: hinged, electronically controlled safety guard on the front table; safety cover on the rear table; main switch and safety lock with key; electronically controlled true two-hand operation; 24 volt controls (low voltage); patented safety drive; automatic blade and clamp return from every position; disc brake for instant blade stop; blade changing device with covered cutting edge; blade depth adjustment from the outside of the machine; easy blade and cutting stick change from the front of the machine without removing covers. Electro-mechanical blade and clamp drive. Spindle guided backgauge with hand crank. Digital measurement readout for backgauge positioning (cm or inches) on the front table. Optical cutting line with bright and durable LEDs. Adjustable backgauge with narrow separations and plastic gliders. Automatic clamp. Two side lays each on front and rear tables. Blade made of German high quality steel. Solid steel blade carrier and adjustable blade guides. Solid all-metal construction. Complete with stand, storage shelf, practical tool holder and stacking angle. Optional set of side tables available at an extra cost.

# EBA 4850

## Features



### TRANSPARENT SAFETY GUARD

A cut can only be executed, if the hinged, electronically secured safety guard on the front table is closed.




### HAND CRANK

Convenient setting of the backgauge via hand crank in combination with the digital measurement readout on the machine table. The precision backgauge spindle guarantees exact cuts.



### PATENTED EASY-CUT ACTIVATING BARS

A cut can be executed conveniently by means of the patented EASY-CUT blade activating bars, which guarantee a safe two-hand operation.




### OPTICAL CUTTING LINE

The optical cutting line indicator with especially bright and durable LEDs guarantees easy alignment of cutting marks for precise cuts.



### PRACTICAL TOOL HOLDER

The practical hook-in tool holder is placed on the back table and keeps all necessary tools for blade change and service jobs within reach.



### SAFE BLADE CHANGE

Safe and convenient blade change without removing covers. Blade changing device covers cutting edge of blade to protect the operator.

